

Arcadia Reservoir (Castro Valley)



Arcadian Reservoir Location




Arcadian Reservoir Street View of 3908 Brookdale



Repair
perimeter
fencing

Replace fence
fabric at sides,
not front



Arcadian Reservoir



Replace roof;
install wind
girder

Install cable-
railing

Install security
fencing &
gates around
paved area

Replace ladder
with stairs

Low-pressure
wash and
recoat

Relocate
facility sign to
front

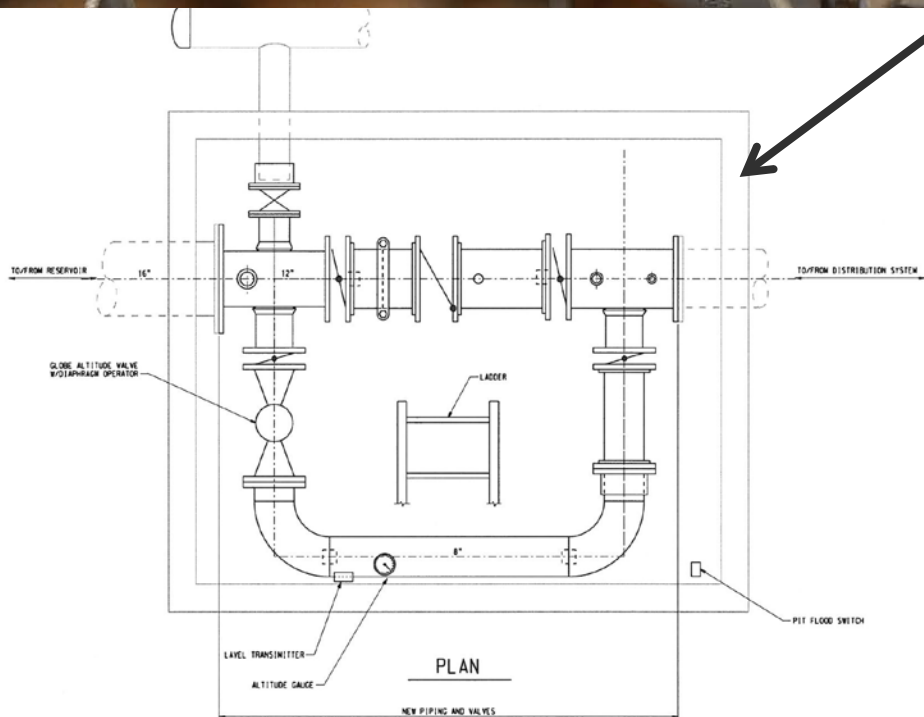
Install water quality
cabinet, electrical,
cathodic protection

0.2 MG

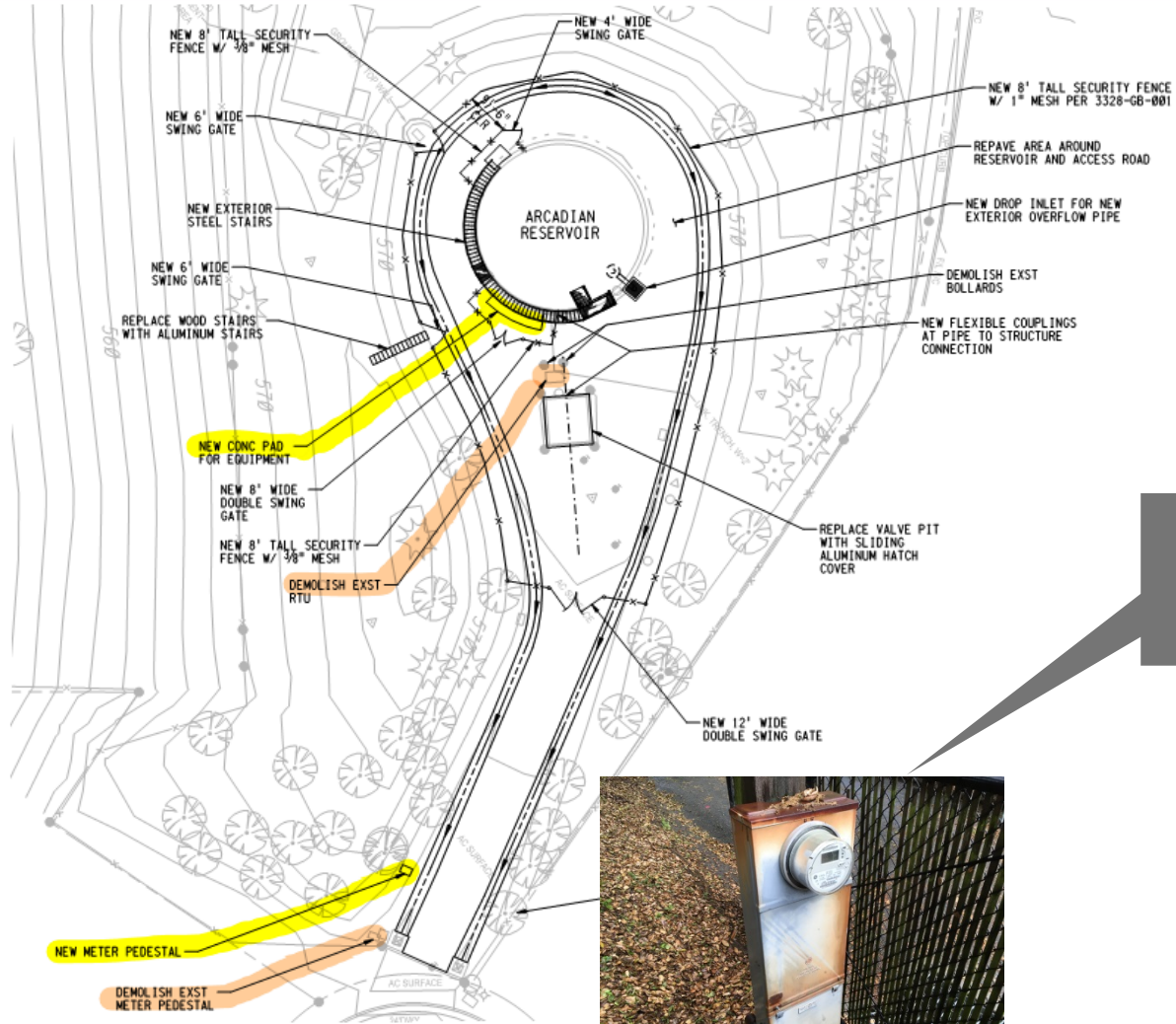


Arcadian Reservoir Valve pit

Replace valves
and piping



Arcadian Reservoir Electrical



Replace that with a new one



Arcadian Reservoir Outage Mitigations



Designed Mitigations	Operational Mitigations
<ol style="list-style-type: none">1. Relocate the connection for the reservoir altitude telemetry to the distribution side of the transmission pipeline.2. Perform PM for Proctor PP	<ol style="list-style-type: none">1. Operate Proctor PP to maintain 5 psi min